
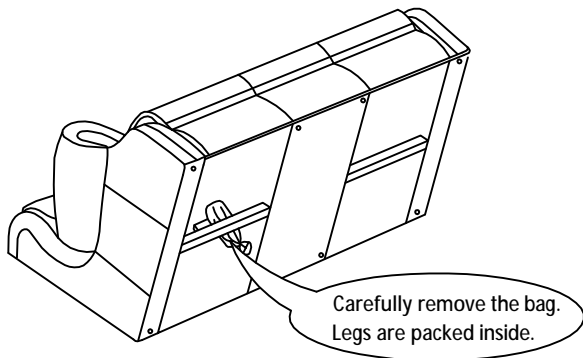


GTR LEATHER POWER SOFA ASSEMBLY INSTRUCTIONS

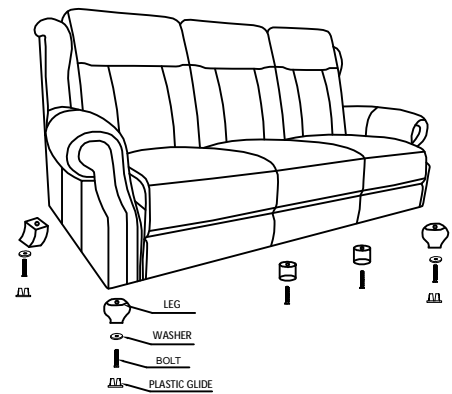


QT' Y		SOFA	LOVESEAT	RECLINER
LEGS		8	6	4
BOLTS		8	6	4
SPANNER		1	1	1
WASHER		4	4	4
PLASTIC GLIDE		4	4	4

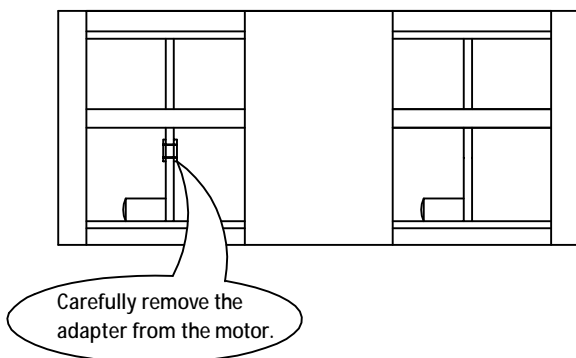
1) Legs are located underneath sofa.



2) Attach legs and washers with bolts.
Add plastic glide to the bottom of each foot.



3) Adapter is tied to the motor underneath.
Take out the adapter.



4) Plug the adapter into the socket.

